

Scotsman

EU27

2006



SUMMARY

Square gourmet makers

NEW EXS series page 5

Gourmet ice makers

NEW EXG series page 8

NEW AXG series page 10

EC EcoX series page 12

Self contained models - Featuring Progressive Water Discharge - Built-in storage bin

AC series - EcoX page 14

Self contained models - Featuring Progressive Water Discharge - Built-in storage bin

MXG series - EcoX page 16

High production models - Head only ice makers - Require a separate storage bin to store the ice produced

MXG series - R452 / Remote Condenser page 17

High production models - Head only ice makers - Require a separate storage bin to store the ice produced

Dice ice makers

NEW NXW series - R290 & R452 page 19

New Dice ice series.

NW series - EcoX page 21

Head only ice makers - Require a separate storage bin to store the ice produced

NU series - EcoX page 22

Self contained models - Built-in storage bin

Nugget & Cubelet ice makers

AFC series - EcoX page 25

(Cubelet ice) - Self contained models - Progressive Water Discharge (optional) - Built-in storage bin

DXN series - EcoX Ice and Water Dispenser page 26

(Cubelet ice)

MFN series - EcoX page 27

(Nugget ice) - High production models - Head only ice makers - Require a separate storage bin to store the ice produced

MFN series - R452 / Remote Condenser - Split page 28

(Nugget ice) - High production models - Head only ice makers - Require a separate storage bin to store the ice produced

Flake ice makers

AF series and EF series- EcoX page 31

(Flake ice) - Self contained models - Progressive Water Discharge (optional) - Built-in storage bin

MXF series page 33

(Flake & Superflake ice) - High production models - Head only ice makers - Require a separate storage bin to store the ice produced

MF series - EcoX | R452- Remote Condenser | Split page 34

(Superflake ice) - High production models - Head only ice makers - Require a separate storage bin to store the ice produced

Scale ice makers

MAR - EcoX, Split series page 39

MAR - R452, Split & Compact series

Ice storage systems

SB series - Slope front storage bins page 44

UBH series - Upright storage bins

SIS series - Ice shuttle storage bins

Ice storage and Dispensers

HD series page 45

RBC Stand and Carts

Head / bin combination chart

page 46-47

Tops for bins

page 48

Ice & water dispensers & special ice makers

EH series ECLIPSE page 49

Crushman 360

XSafe Kit page 49

Pressure water coolers

Square Gourmet

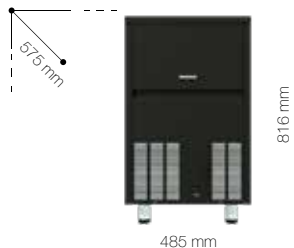


Square
Gourmet
24 g - Ø 30 mm
H 30 mm

EXS series R290

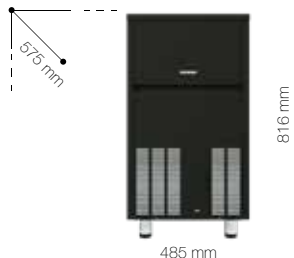
AS air cooled	XSafe 24h/24h natural sanitation system
WS water cooled	EcoX: R290 refrigerant gas
Pwd equipped with waste water discharge pump	

EXS 87
Cube size:
Square gourmet



Model	Voltage	Prod Max Kg/24h	Shipping info		
			weight kg	L x P x H - mm	vol m ³
EXS 87 AS	230/50/1	44	55	550x640x840	0,30

EXS 107
Cube size:
Square gourmet



Model	Voltage	Prod Max Kg/24h	Shipping info		
			weight kg	L x P x H - mm	vol m ³
EXS 107 AS	230/50/1	50	59	550x640x640	0,23

EXS 167
Cube size:
Square gourmet



Model	Voltage	Prod Max Kg/24h	Shipping info		
			weight kg	L x P x H - mm	vol m ³
EXS 167 AS	230/50/1	79	76	740x670x1080	0,54



Gourmet



Small
Gourmet
8 g - Ø 21 mm
H 25 mm



Medium
Gourmet
20 g - Ø 30 mm
H 34 mm



Large
Gourmet
39 g - Ø 38 mm
H 41 mm



Extra Large
Gourmet
60 g - Ø 44 mm
H 46 mm

EXG series R290

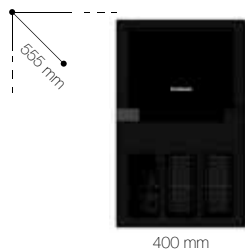
AS air cooled
WS water cooled
Pwd equipped with waste water discharge pump

XSafe 24h/24h natural sanitation system
EcoX: R290 refrigerant gas

EXG 47

Cube size:

Medium cube - M

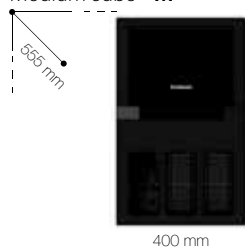


700 mm

EXG 67

Cube size:

Medium cube - M

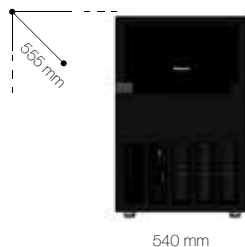


700 mm

EXG 87

Cube size:

Medium cube - M

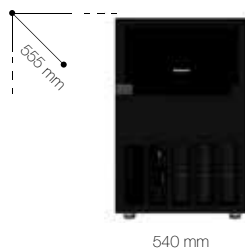


800 mm

EXG 107

Cube size:

Medium cube - M

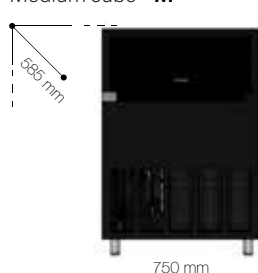


800 mm

EXG 167

Cube size:

Medium cube - M



1000 mm

Model	Voltage	Prod Max Kg/24h	Shipping info		
			weight kg	L x P x H - mm	vol m ³
EXG 47 AS	230/50/1 M	25	42	470x630x860	0,24

Model	Voltage	Prod Max Kg/24h	Shipping info		
			weight kg	L x P x H - mm	vol m ³
EXG 67 AS	230/50/1 M	30	44	470x630x860	0,25

Model	Voltage	Prod Max Kg/24h	Shipping info		
			weight kg	L x P x H - mm	vol m ³
EXG 87 AS	230/50/1 M	40	53	610x630x960	0,37

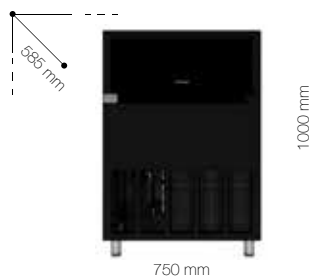
Model	Voltage	Prod Max Kg/24h	Shipping info		
			weight kg	L x P x H - mm	vol m ³
EXG 107 AS	230/50/1 M	52	56	610x630x960	0,37

Model	Voltage	Prod Max Kg/24h	Shipping info		
			weight kg	L x P x H - mm	vol m ³
EXG 167 AS	230/50/1 M	80	93	810x655x1160	0,62

EXG 207

Cube size:

Medium cube - **M**



Model	Voltage	Prod Max Kg/24h	Shipping info		
			weight kg	L x P x H - mm	vol m3
EXG 207 AS	M	96	95	810x655x1160	0,62

EXG 307

Cube size:

Medium cube - **M**



Model	Voltage	Prod Max Kg/24h	Shipping info		
			weight kg	L x P x H - mm	vol m3
EXG 307 AS	M	150	110	920x825x1160	0,88

AXG series R290

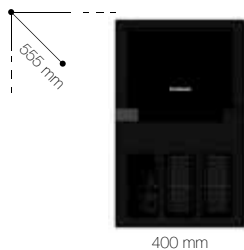
AS air cooled
WS water cooled

EcoX: R290 refrigerant gas

AXG 47

Cube size:

Medium cube - M

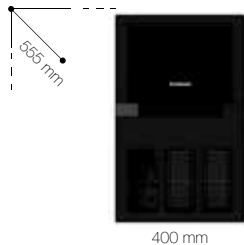


700 mm

AXG 67

Cube size:

Medium cube - M

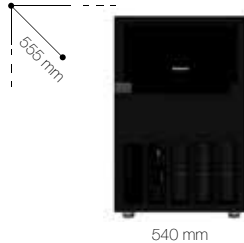


700 mm

AXG 87

Cube size:

Medium cube - M

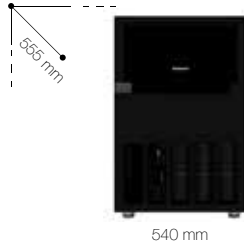


800 mm

AXG 107

Cube size:

Medium cube - M

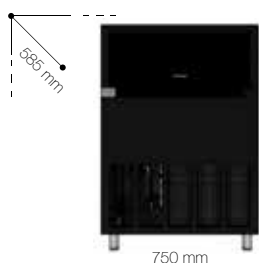


800 mm

AXG 167

Cube size:

Medium cube - M



1000 mm

Model	Voltage	Prod Max Kg/24h	Shipping info		
			weight kg	L x P x H - mm	vol m ³
AXG 47 AS	230/50/1 M	25	42	470x630x860	0,24

Model	Voltage	Prod Max Kg/24h	Shipping info		
			weight kg	L x P x H - mm	vol m ³
AXG 67 AS	230/50/1 M	30	44	470x630x860	0,25

Model	Voltage	Prod Max Kg/24h	Shipping info		
			weight kg	L x P x H - mm	vol m ³
AXG 87 AS	230/50/1 M	40	53	610x630x960	0,37

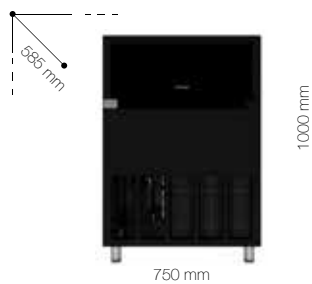
Model	Voltage	Prod Max Kg/24h	Shipping info		
			weight kg	L x P x H - mm	vol m ³
AXG 107 AS	230/50/1 M	52	56	610x630x960	0,37

Model	Voltage	Prod Max Kg/24h	Shipping info		
			weight kg	L x P x H - mm	vol m ³
AXG 167 AS	230/50/1 M	80	93	810x655x1160	0,62

AXG 207

Cube size:

Medium cube - **M**



Model	Voltage	Prod Max Kg/24h	Shipping info		
			weight kg	L x P x H - mm	vol m3
AXG 207 AS	230/50/1	96	95	810x655x1160	0,62

AXG 307

Cube size:

Medium cube - **M**



Model	Voltage	Prod Max Kg/24h	Shipping info		
			weight kg	L x P x H - mm	vol m3
AXG 307 AS	230/50/1	150	110	920x825x1160	0,88

EC series R290

AS air cooled
WS water cooled
Pwd equipped with waste water discharge pump

XSafe 24h/24h natural sanitation system
EcoX: R290 refrigerant gas

EC 47

Cube size:
 Medium cube - **M**



EC 57

Cube size:
 Small cube - **S**
 Medium cube - **M**
 Large cube - **L**




EC 87

Cube size:
 Small cube - **S**
 Medium cube - **M**
 Large cube - **L**



EC 107

Cube size:
 Medium cube - **M**
 Large cube - **L**



EC 127

Cube size:
 Small cube - **S**
 Medium cube - **M**
 Large cube - **L**



Model	Voltage		Prod Max Kg/24h	Shipping info		
	230/50/1	230/60/1		weight kg	L x P x H - mm	vol m ³
EC 47 AS OX	M	M	25	44	460x670x760	0,23
EC 47 WS OX			27	44	460x670x760	0,23
Bin capacity: 9 kg						

Model	Voltage		Prod Max Kg/24h	Shipping info		
	230/50/1	230/60/1		weight kg	L x P x H - mm	vol m ³
EC 57 AS OX	S-M-L		33	45	460x670x810	0,25
EC 57 WS OX	M-L		34	45	460x670x810	0,25
Bin capacity: 12 kg						

Model	Voltage		Prod Max Kg/24h	Shipping info		
	230/50/1	230/60/1		weight kg	L x P x H - mm	vol m ³
EC 87 AS OX	S-M-L	M	44	53	600x670x890	0,36
EC 87 WS OX	M		40	53	600x670x890	0,36
Bin capacity: 19 kg						

Model	Voltage		Prod Max Kg/24h	Shipping info		
	230/50/1	230/60/1		weight kg	L x P x H - mm	vol m ³
EC 107 AS OX	M-L	M	53	56	600x670x950	0,38
EC 107 WS OX	M-L		54	56	600x670x950	0,38
Bin capacity: 23 kg						

Model	Voltage		Prod Max Kg/24h	Shipping info		
	230/50/1	230/60/1		weight kg	L x P x H - mm	vol m ³
EC 127 AS OX	M-L	M	70	77	750x670x1100	0,55
EC 127 WS OX	M-L		75	77	750x670x1100	0,55
Bin capacity: 39 kg						

EC 177

Cube size:

- Small cube - **S**
- Medium cube - **M**
- Large cube - **L**



Model	Voltage		Prod Max Kg/24h	Shipping info		
	230/50/1	230/60/1		weight kg	L x P x H - mm	vol m ³
EC 177 AS OX	M-L	M	83	82	750x670x1170	0,59
EC 177 WS OX	L		80	82	750x670x1170	0,59
Bin capacity: 48 kg						

EC 207

Cube size:

- Small cube - **S**
- Medium cube - **M**
- Large cube - **L**



Model	Voltage		Prod Max Kg/24h	Shipping info		
	230/50/1	230/60/1		weight kg	L x P x H - mm	vol m ³
EC 207 AS OX	M-L		145	97	1320x690x960	0,87
EC 207 WS OX	M-L		150	97	1320x690x960	0,87
Bin capacity: 50 kg						

EC 227

Cube size:

- Small cube - **S**
- Medium cube - **M**
- Large cube - **L**



Model	Voltage		Prod Max Kg/24h	Shipping info		
	230/50/1	230/60/1		weight kg	L x P x H - mm	vol m ³
EC 227 AS OX	M-L	M	165	112	1150x780x1160	1,04
EC 227 WS OX	M-L		up to 170	112	1150x780x1160	1,04
Bin capacity: 70 kg						

Accessories for EC	Used for	Code number to be used	weight kg	dimensions L x P x H - mm	volume
KIT LEGS SOCKET for EC 47 - 57	for EC 47-57	KITLEGSSOCKET	0,86	210x160x160	0,053
KIT LEGS for EC 87 to EC 177	for EC 87, 107, 127, 177, 207, 227	KITLEGSAC8600	0,5	200x160x140	0,045
KIT LEGS cargo EC 47 - 57	for EC 47	KITLEGSSCCARG	1,5	170x170x300	0,087
KIT LEGS for cargo vessels for EC 87 to EC 177	for EC 87, 107, 127, 177, 207, 227	KITLEGSCARG01	1,5	120x100x150	0,018
KIT LEGS for cargo vessels for EC 87 to EC 177	for EC 87, 107, 127, 177, 207, 227	KITLEGSUSPHS1	1,5	120x100x150	0,018



Manual Ice Bagging System

BGS 10 - Easy Bagger, wicket of bags (250) tape sealer and 1 roll of tape

AC series R290

AS air cooled
WS water cooled

EcoX: R290 refrigerant gas

AC 47

Cube size:
Medium cube - **M**



AC 57

Cube size:
Small cube - **S**
Medium cube - **M**
Large cube - **L**



AC 87

Cube size:
Small cube - **S**
Medium cube - **M**
Large cube - **L**



AC 107

Cube size:
Medium cube - **M**
Large cube - **L**



AC 127

Cube size:
Small cube - **S**
Medium cube - **M**
Large cube - **L**



Model	Voltage		Prod Max Kg/24h	Shipping info		
	230/50/1	230/60/1		weight kg	L x P x H - mm	vol m ³
AC 47 AS	M	M	25	42	460x670x760	0,23
AC 47 WS	M	M	27	42	460x670x760	0,23
Bin capacity: 9 kg						

Model	Voltage		Prod Max Kg/24h	Shipping info		
	230/50/1	230/60/1		weight kg	L x P x H - mm	vol m ³
AC 57 AS	S-M-L	M-L	33	43	460x670x810	0,25
AC 57 WS	M-L		34	43	460x670x810	0,25
Bin capacity: 12 kg						

Model	Voltage		Prod Max Kg/24h	Shipping info		
	230/50/1	230/60/1		weight kg	L x P x H - mm	vol m ³
AC 87 AS	S-M-L	M-L	44	51	600x670x890	0,36
AC 87 WS	M-L	M	40	51	600x670x890	0,36
Bin capacity: 19 kg						

Model	Voltage		Prod Max Kg/24h	Shipping info		
	230/50/1	230/60/1		weight kg	L x P x H - mm	vol m ³
AC 107 AS	M-L	M-L	53	54	600x670x950	0,38
AC 107 WS	M-L	M	54	54	600x670x950	0,38
Bin capacity: 23 kg						

Model	Voltage		Prod Max Kg/24h	Shipping info		
	230/50/1	230/60/1		weight kg	L x P x H - mm	vol m ³
AC 127 AS	M-L	M-L	70	75	750x670x1100	0,55
AC 127 WS	M-L	M	75	75	750x670x1100	0,55
Bin capacity: 39 kg						

AC 177

Cube size:

- Small cube - **S**
- Medium cube - **M**
- Large cube - **L**



Model	Voltage		Prod Max Kg/24h	Shipping info		
	230/50/1	230/60/1		weight kg	L x P x H - mm	vol m ³
AC 177 AS	M-L	M-L	83	80	750x670x1170	0,59
AC 177 WS	M-L	M	80	80	750x670x1170	0,59
Bin capacity: 48 kg						

AC207

Cube size:

- Small cube - **S**
- Medium cube - **M**
- Large cube - **L**



Model	Voltage		Prod Max Kg/24h	Shipping info		
	230/50/1	230/60/1		weight kg	L x P x H - mm	vol m ³
AC 207 AS	M-L	M-L	145	97	1320x690x960	0,87
AC 207 WS	M-L	M	150	97	1320x690x960	0,87
Bin capacity: 50 kg						

AC 227

Cube size:

- Small cube - **S**
- Medium cube - **M**
- Large cube - **L**



Model	Voltage		Prod Max Kg/24h	Shipping info		
	230/50/1	230/60/1		weight kg	L x P x H - mm	vol m ³
AC 227 AS	M-L	M-L	165	112	1150x780x1160	1,04
AC 227 WS	M-L	M	155	112	1150x780x1160	1,04
Bin capacity: 70 kg						

Accessories for AC	Used for	Code number to be used	weight kg	dimensions L x P x H - mm	volume
KIT LEGS SOCKET for AC 47 - 57	for AC 47-57	KITLEGSSOCKET	0,86	210x160x160	0,053
KIT LEGS for AC 87 to AC 177	for AC 87, 107, 127, 177, 207, 227	KITLEGSAC8600	0,5	200x160x140	0,045
KIT LEGS cargo AC 47 - 57	for AC 47	KITLEGSSCCARG	1,5	170x170x300	0,087
KIT LEGS for cargo vessels for AC 87 to AC 177	for AC 87, 107, 127, 177, 207, 227	KITLEGSCARG01	1,5	120x100x150	0,018
KIT LEGS for cargo vessels for AC 87 to AC 177	for AC 87, 107, 127, 177, 207, 227	KITLEGSUSPHS1	1,5	120x100x150	0,018



Manual Ice Bagging System

BGS 10 - Easy Bagger, wicket of bags (250) tape sealer and 1 roll of tape


MXG series R290

AS air cooled
WS water cooled

XSafe 24h/24h natural sanitation system
EcoX: R290 refrigerant gas

MXG 327

Cube size:
Small cube - **S**
Medium cube - **M**
Large cube - **L**



MXG 427

Cube size:
Small cube - **S**
Medium cube - **M**
Large cube - **L**




MXG 437

Cube size:
Small cube - **S**
Medium cube - **M**
Large cube - **L**



MXG 637

Cube size:
Small cube - **S**
Medium cube - **M**
Large cube - **L**



Model	Voltage			Prod Max Kg/24h	Shipping info		
	230/50/1	400/50/3	230/60/1		weight kg	L x P x H - mm	vol m ³
MXG 327 AS OX	S-M-L			152	77	630x770x910	0,44
MXG 327 WS OX	M			up to 150	77	630x770x910	0,44

Model	Voltage			Prod Max Kg/24h	Shipping info		
	230/50/1	400/50/3	230/60/1		weight kg	L x P x H - mm	vol m ³
MXG 427 AS OX	S-M-L			170	77	630x770x910	0,44
MXG 427 WS OX	M-L			up to 170	77	630x770x910	0,44

Model	Voltage			Prod Max Kg/24h	Shipping info		
	230/50/1	400/50/3	230/60/1		weight kg	L x P x H - mm	vol m ³
MXG 437 AS OX	S-M-L		M	170	85	830x770x890	0,59
MXG 437 WS OX	M			up to 195	85	830x770x890	0,59

Model	Voltage			Prod Max Kg/24h	Shipping info		
	230/50/1	400/50/3	230/60/1		weight kg	L x P x H - mm	vol m ³
MXG 637 AS OX	M-L			up to 300	129	830x770x1320	0,85
MXG 637 WS OX	M			up to 340	129	830x770x1320	0,85


MXG series R452/Remote condenser

AS air cooled WS water cooled	ASR (remote condenser) Refrigerant Gas R452
--	--

MXG 438

Cube size:

- Small cube - **S**
- Medium cube - **M**
- Large cube - **L**




Model	Voltage			Prod Max Kg/24h	Shipping info		
	230/50/1	400/50/3	230/60/1		weight kg	L x P x H - mm	vol m3
MXG 438 ASR OX	M		M	190	85	830x770x920	0,59

MXG 638

Cube size:

- Small cube - **S**
- Medium cube - **M**
- Large cube - **L**
- Extra large - **XL**




Model	Voltage			Prod Max Kg/24h	Shipping info		
	230/50/1	400/50/3	230/60/1		weight kg	L x P x H - mm	vol m3
MXG 638 AS OX	S-M-L-XL	M-L	M-L-XL	370	129	830x770x1320	0,85
MXG 638 WS OX	S-M-L-XL	M-L	L-XL	335	129	830x770x1320	0,85
MXG 638 ASR OX	M-L	M-L	M	365	129	830x770x1320	0,85

MXG 938

Cube size:

- Small cube - **S**
- Medium cube - **M**
- Large cube - **L**



Model	Voltage			Prod Max Kg/24h	Shipping info		
	230/50/1	400/50/3	230/60/1		weight kg	L x P x H - mm	vol m3
MXG 938 AS OX		M-L		400	158	830x770x1430	0,92
MXG 938 WS OX		M-L		400	158	830x770x1430	0,92
MXG 938 ASR OX		M		400	158	830x770x1430	0,92

DXG dispenser R290

DXG 37

Cube size:

- Medium cube - **M**



Model	Voltage			Prod Max Kg/24h	Shipping info		
	230/50/1	400/50/3	230/60/1		weight kg	L x P x H - mm	vol m3
DXG 37 AS	M			30	60	660x470x1710	0,52
Bin capacity: 11 kg							



Remote condenser for MXG

Remote condenser for MXG 438/638 ASR	26	660x500x400	0,13
Remote condenser for MXG 938 ASR	35	810x650x540	0,28

Dice



Half Dice
Small Cube

6 g
L 10 mm / P 22 mm / H 28 mm



Dice
Medium Cube

10 g
L 22 mm / P 22 mm / H 22 mm



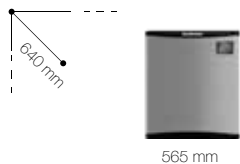
Large

15 g
L 28 mm / P 22 mm / H 28 mm

NXW series R290

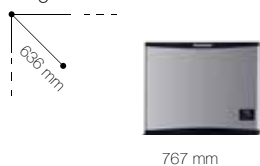
AS air cooled WS water cooled	XSafe 24h/24h natural sanitation system EcoX: R290 refrigerant gas
--	---

NXW 307
Cube size:
 Half Dice- **H**
 Dice - **D**
 Large - **L**



Model	Voltage	Prod Max Kg/24h	Shipping info		
			weight kg	L x P x H - mm	vol m ³
NXW 307 AS OX	H-D-L	150	72	620x680x800	0,35

NXW 457
Cube size:
 Half Dice- **H**
 Dice - **D**
 Large - **L**




Model	Voltage	Prod Max Kg/24h	Shipping info		
			weight kg	L x P x H - mm	vol m ³
NXW 457 AS OX	H-D-L	200	85	830x690x720	0,44

NXW 507
Cube size:
 Half Dice- **H**
 Dice - **D**
 Large - **L**



Model	Voltage	Prod Max Kg/24h	Shipping info		
			weight kg	L x P x H - mm	vol m ³
NXW 507 AS OX	H-D-L	220	78	620x680x800	0,35

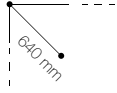
NXW 607
Cube size:
 Half Dice- **H**
 Dice - **D**
 Large - **L**



Model	Voltage	Prod Max Kg/24h	Shipping info		
			weight kg	L x P x H - mm	vol m ³
NXW 607 AS OX	H-D-L	280	90	830x690x720	0,44

NXW 707

Cube size:
Half Dice- **H**
Dice - **D**
Large - **L**



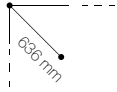
565 mm

688 mm

Model	Voltage	Prod Max Kg/24h	Shipping info		
			weight kg	L x P x H - mm	vol m ³
NXW 707 AS OX	230/50/1	320	86	620x680x800	0,37

NXW 1007

Cube size:
Half Dice- **H**
Dice - **D**
Large - **L**



767 mm

780 mm

Model	Voltage	Prod Max Kg/24h	Shipping info		
			weight kg	L x P x H - mm	vol m ³
NXW 1007 AS OX	230/50/1	480	113	830x690x920	0,53

NW series R290

AS air cooled	XSafe 24h/24h natural sanitation system EcoX: R290 refrigerant gas
---------------	---

NW 307
Cube size:
 Half Dice- **H**
 Dice - **D**
 Large - **L**



Model	Voltage			Prod Max Kg/24h	Shipping info		
	230/50/1	400/50/3	230/60/1		weight kg	L x P x H - mm	vol m3
NW 307 AS OX	H-D-L			190	63	620x680x800	0,34

NW 457
Cube size:
 Half Dice- **H**
 Dice - **D**
 Large - **L**



Model	Voltage			Prod Max Kg/24h	Shipping info		
	230/50/1	400/50/3	230/60/1		weight kg	L x P x H - mm	vol m3
NW 457 AS OX	H-D-L			216	87	830x690x770	0,44

NW 507
Cube size:
 Half Dice- **H**
 Dice - **D**
 Large - **L**



Model	Voltage			Prod Max Kg/24h	Shipping info		
	230/50/1	400/50/3	230/60/1		weight kg	L x P x H - mm	vol m3
NW 507 AS OX	H-D-L			210	77	620x680x800	0,34

NW 607
Cube size:
 Half Dice- **H**
 Dice - **D**
 Large - **L**



Model	Voltage			Prod Max Kg/24h	Shipping info		
	230/50/1	400/50/3	230/60/1		weight kg	L x P x H - mm	vol m3
NW 607 AS OX	H-D-L			309	92	830x690x770	0,44

Accessories:

Stacking kit to be used in case of double stacking

KSC 450 for NW458/608

KSC 1000 for NW1008

NU series R290

AS air cooled
WS water cooled
XSafe 24h/24h natural sanitation system

Refrigerant Gas R452
EcoX: R290 refrigerant gas

NU 157
Cube size:
 Half Dice - **H**
 Dice - **D**
 Large - **L**

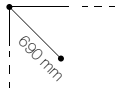


Model	Voltage		Prod Max Kg/24h	Shipping info		
	230/50/1	230/60/1		weight kg	L x P x H - mm	vol m ³
NU 157 AS OX	H-D-L		80	65	670x680x910	0,41

NU 227
Cube size:
 Half Dice - **H**
 Dice - **D**
 Large - **L**



842/870 mm with short legs



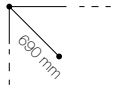
650 mm

Model	Voltage		Prod Max Kg/24h	Shipping info		
	230/50/1	230/60/1		weight kg	L x P x H - mm	vol m ³
NU 227 AS OX	H-D-L		105	77,5	720x770x1020	0,57
Bin capacity: 37 kg						

NU 307
Cube size:
 Half Dice - **H**
 Dice - **D**
 Large - **L**



869/1003 mm with long legs



650 mm

Model	Voltage		Prod Max Kg/24h	Shipping info		
	230/50/1	230/60/1		weight kg	L x P x H - mm	vol m ³
NU 307 AS OX	H-D-L		139	77	720x770x1050	0,59
Bin capacity: 37 kg						


Note:

On models NU 227 short legs included, h. 42 mm - Optional KIT LEGS, h. 150 mm, available, to be requested separately (code: KITLEGSNU300)

On models NU 307 h. 150 mm legs included



Nugget & Cubelet



Nugget

1 g / Ø 11 mm / H 13 mm
Residual water content 8%



Cubelet

Residual water content 8%

AFC series R290

AS air cooled WS water cooled	XSafe 24h/24h natural sanitation system Refrigerant Gas R290
--	---

AFC 87

Ice type:

Cubelet



Model	Voltage		Prod Max Kg/24h	Shipping info		
	230/50/1	230/60/1		weight kg	L x P x H - mm	vol m ³
AFC 87 AS OX	•	•	74	58	600x690x980	0,41
AFC 87 WS OX	•		80	58	600x690x980	0,41
Bin capacity: 25 kg						

AFC 137

Ice type:

Cubelet



Model	Voltage		Prod Max Kg/24h	Shipping info		
	230/50/1	230/60/1		weight kg	L x P x H - mm	vol m ³
AFC 137 AS OX			157	79	1030x680x960	0,67
Bin capacity: 44 kg						

EFC 137

Ice type:

Cubelet



Model	Voltage		Prod Max Kg/24h	Shipping info		
	230/50/1	230/60/1		weight kg	L x P x H - mm	vol m ³
EFC 137 AS OX			157	79	1030x680x960	0,67
Bin capacity: 44 kg						

DXN series: Ice and water dispenser

AS air cooled

EcoX: R290 refrigerant gas

XSafe 24h/24h natural sanitation system

DXN 107

Ice type:

Nugget




Model	Voltage		Prod Max Kg/24h	Shipping info		
	230/50/1	230/60/1		weight kg	L x P x H - mm	vol m ³
DXN 107 AS OX	•		70	56	490x610x790	0,236
Stand				30	490x610x940	0,281
Bin capacity: 5 kg						

DXN 187

Ice type:

Nugget



Model	Voltage		Prod Max Kg/24h	Shipping info		
	230/50/1	230/60/1		weight kg	L x P x H - mm	vol m ³
DXN 187 AS OX	•	•	140	56	490x610x790	0,281
Stand				30	490x610x790	0,281
Bin capacity: 5 kg						

DXN INFINITY

BUILT IN

Ice type:

Nugget



Model	Voltage		Prod Max Kg/24h	Shipping info		
	230/50/1	230/60/1		weight kg	L x P x H - mm	vol m ³
DXN INFINITY BUILT IN	•		430	133	670x650x1610	0,70

DXN INFINITY FREE STANDING

Ice type:

Nugget



Model	Voltage		Prod Max Kg/24h	Shipping info		
	230/50/1	230/60/1		weight kg	L x P x H - mm	vol m ³
DXN INFINITY FREE STANDING	•		430	133	670x650x1610	0,70

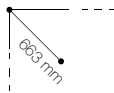
MFN series R290

AS air cooled WS water cooled ASR remote condenser not included	XSafe 24h/24h natural sanitation system EcoX: R290 refrigerant gas
--	---

MFN 47

Ice type:

Nugget



538 mm

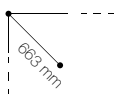
660 mm

Model	Voltage	Prod Max Kg/24h	Shipping info		
			weight kg	L x P x H - mm	vol m ³
	230/50/1				
MFN S 47 AS OX	•	290	87	610x760x790	0,37
MFN M 47 AS OX	•	290	87	610x760x790	0,37

MFN 57

Ice type:

Nugget



538 mm

790 mm

Model	Voltage	Prod Max Kg/24h	Shipping info		
			weight kg	L x P x H - mm	vol m ³
	230/50/1				
MFN S 57 AS OX	•	350	103	610x760x960	0,45

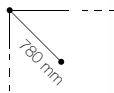
MFN series R452 Split

AS air cooled WS water cooled ASR remote condenser not included	XSafe 24h/24h natural sanitation system Refrigerant gas R452
--	---

MFN 88 Split

Ice type:

Nugget



540 mm

1140 / 1255 mm with feet

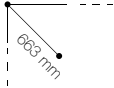
Model	Voltage	Prod Max Kg/24h	Shipping info		
			weight kg	L x P x H - mm	vol m ³
	230/50/1				
MFN S 88 SPLIT	•	1900	241	1050x600x1350	0,85

MFN series R452

AS air cooled
WS water cooled

ASR remote condenser not included
XSafe 24h/24h natural sanitation system

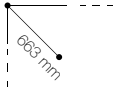
MFN 46 Ice type: Nugget



538 mm

790 mm

MFN 56 Ice type: Nugget



538 mm

790 mm

MFN 86 Ice type: Nugget



1080 mm

1140 / 1255 mm with legs

Model	Voltage			Prod Max Kg/24h	Shipping info		
	230/50/1	230/60/1	400/50/3		weight kg	L x P x H - mm	vol m ³
MFN S 46 AS OX	•	•		330	87	610x760x790	0,37
MFN S 46 WS OX	•	•		330	87	610x760x790	0,37

Model	Voltage			Prod Max Kg/24h	Shipping info		
	230/50/1	230/60/1	400/50/3		weight kg	L x P x H - mm	vol m ³
MFN S 56 AS OX	•	•	•	540	103	610x760x960	0,45
MFN S 56 WS OX	•		•	540	103	610x760x960	0,45
MFN 56 ASR			•	540	103	610x760x960	0,45

Model	Voltage			Prod Max Kg/24h	Shipping info		
	230/50/1	230/60/1	400/50/3		weight kg	L x P x H - mm	vol m ³
MFN S 86 AS OX			•	1900	411	1170x920x1340	1,44
MFN S 86 WS OX			•	1900	411	1170x920x1340	1,44



Flake



Flake

Residual water content 25%



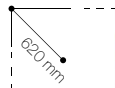
Superflake

Residual water content 15%

AF series R290

AS air cooled	XSafe 24h/24h natural sanitation system EcoX: R290 refrigerant gas
---------------	---

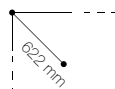
AF 87
Ice type:
Flake



797 / 890 mm with feet

Model	Voltage		Prod Max Kg/24h	Shipping info		
	230/50/1	230/60/1		weight kg	L x P x H - mm	vol m ³
AF 87 AS OX	•	•	70	58	600x690x980	0,41
AF 87 WS OX	•		75	58	600x690x980	0,41
AF 87 LAB AS OX	•		70	58	600x690x980	0,41
AF 87 LAB WS OX	•		75	58	600x690x980	0,41
Bin capacity: 25 kg						

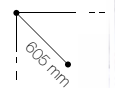
AF 107
Ice type:
Flake



997 / 1077 mm with feet

Model	Voltage		Prod Max Kg/24h	Shipping info		
	230/50/1	230/60/1		weight kg	L x P x H - mm	vol m ³
AF 107 AS OX	•	•	130	74	670x690x1180	0,55
AF 107 WS OX	•		122	74	670x690x1180	0,55
Bin capacity: 30 kg						

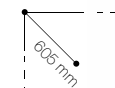
AF 127
Ice type:
Flake



789 / 869 mm with feet

Model	Voltage		Prod Max Kg/24h	Shipping info		
	230/50/1	230/60/1		weight kg	L x P x H - mm	vol m ³
AF 127 AS OX	•		126	89	1030x680x960	0,67
AF 127 WS OX	•		125	89	1030x680x960	0,67
Bin capacity: 40 kg						

AF 157
Ice type:
Flake



1000 / 1083 mm with legs

Model	Voltage		Prod Max Kg/24h	Shipping info		
	230/50/1	230/60/1		weight kg	L x P x H - mm	vol m ³
AF 157 AS OX	•		190	88	1030x680x1170	0,67
Bin capacity: 60 kg						

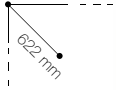
EF series R290

AS air cooled
Pwd equipped with waste water discharge pump

XSafe 24h/24h natural sanitation system
EcoX: R290 refrigerant gas

EF 107

Ice type:
Flake

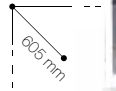


592 mm

997 / 1077 mm with feet

EF 127

Ice type:
Flake

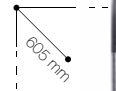


950 mm

789 / 869 mm with feet

EF 157

Ice type:
Flake



950 mm

1000 / 1083 mm with legs

Model	Voltage		Prod Max Kg/24h	Shipping info		
	230/50/1	230/60/1		weight kg	L x P x H - mm	vol m ³
EF 107 AS OX	•		130	74	670x690x1180	0,55
EF 107 WS OX	•		122	74	670x690x1180	0,55
Bin capacity: 30 kg						

Model	Voltage		Prod Max Kg/24h	Shipping info		
	230/50/1	230/60/1		weight kg	L x P x H - mm	vol m ³
EF 127 AS OX	•		126	77	1030x680x960	0,67
Bin capacity: 40 kg						

Model	Voltage		Prod Max Kg/24h	Shipping info		
	230/50/1	230/60/1		weight kg	L x P x H - mm	vol m ³
EF 157 AS OX	•		190	90	1030x680x1170	0,67
Bin capacity: 60 kg						

Accessories AF/EF:

Deminerlized water kit for AF/EF

KITDEMINERALI

MXF series R290


AS air cooled	XSafe 24h/24h natural sanitation system EcoX: R290 refrigerant gas
----------------------	---

MXF 327
Ice type:
Superflake




Model	Voltage			Prod Max Kg/24h	Shipping info		
	230/50/1	230/60/1	400/50/3N		weight kg	L x P x H - mm	vol m ³
MXF 327 AS	•			133	54	625x625x690	0,27
MXF 327 WS	•			125	54	625x625x690	0,27

MXF 427
Ice type:
Superflake



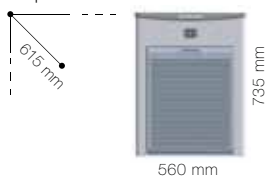
Model	Voltage			Prod Max Kg/24h	Shipping info		
	230/50/1	230/60/1	400/50/3N		weight kg	L x P x H - mm	vol m ³
MXF 427 AS	•	•		215	61	625x775x690	0,33
MXF 427 WS	•	•		240	61	625x775x690	0,33

MXF 627
Ice type:
Superflake



Model	Voltage			Prod Max Kg/24h	Shipping info		
	230/50/1	230/60/1	400/50/3N		weight kg	L x P x H - mm	vol m ³
MXF 627 AS	•			300	61	625x775x690	0,33
MXF 627 WS	•			280	61	625x775x690	0,33

MXF 1027
Ice type:
Superflake



Model	Voltage			Prod Max Kg/24h	Shipping info		
	230/50/1	230/60/1	400/50/3N		weight kg	L x P x H - mm	vol m ³
MXF 1027 AS	•			500	90	625x910x690	0,39
MXF 1027 WS	•			500	90	625x910x690	0,39

MXF 1237
Ice type:
Superflake



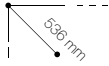
Model	Voltage			Prod Max Kg/24h	Shipping info		
	230/50/1	230/60/1	400/50/3N		weight kg	L x P x H - mm	vol m ³
MXF 1237 AS	•		•	560	107	830x825x690	0,47
MXF 1237 WS	•			560	107	830x825x690	0,47

MF series R290

AS air cooled
WS water cooled

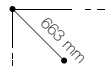
XSafe 24h/24h natural sanitation system
EcoX: R290 refrigerant gas

MF 37 Ice type: Flake



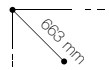
Model	Voltage	Prod Max Kg/24h	Shipping info		
			weight kg	L x P x H - mm	vol m ³
MF 37 AS OX	•	200	56	630x610x680	0,26
MF 37 WS OX	•	200	56	630x610x680	0,26

MF 47 Ice type: Superflake



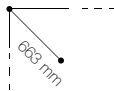
Model	Voltage	Prod Max Kg/24h	Shipping info		
			weight kg	L x P x H - mm	vol m ³
MF 47 AS OX	•	300	87	610x760x820	0,38

MF 57 Ice type: Superflake



Model	Voltage	Prod Max Kg/24h	Shipping info		
			weight kg	L x P x H - mm	vol m ³
MF 57 AS OX	•	410	103	660x760x960	0,38

MF series R452/Remote condenser



645 mm

538 mm

MF 46
Ice type:
Superflake

AS air cooled	XSafe 24h/24h natural sanitation system
WS water cooled	Refrigerant gas R452
ASR (remote condenser)	

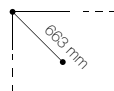
Model	Voltage			Prod Max Kg/24h	Shipping info		
	230/50/1	230/60/1	400/50/3N		weight kg	L x P x H - mm	vol m ³
MF 46 AS OX	•	•		320	87	610x760x820	0,38
MF 46 WS OX	•	•		330	87	610x760x820	0,38

MF 56
Ice type:
Superflake



538 mm

790 mm



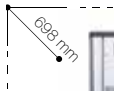
Model	Voltage			Prod Max Kg/24h	Shipping info		
	230/50/1	230/60/1	400/50/3N		weight kg	L x P x H - mm	vol m ³
MF 56 AS OX	•	•	•	600	103	610x760x960	0,45
MF 56 WS OX	•	•	•	600	103	610x760x960	0,45
MF 56 ASR OX	•		•	640	103	610x760x960	0,45
Remote cond. for MF 56 ASR 32°C - RMTCOND164656J					26	660x500x400	0,13
Remote cond. for MF 56 ASR 43°C - RMTCNDFM6100J					35	810x650x540	0,28
Max daily production: up to 600 kg Superflake ice Tropical condenser are not suggested when winter temperature are below 10°C.							

MF 66
Ice type:
Superflake



1065 mm

850 mm



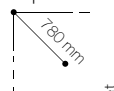
Model	Voltage				Prod Max Kg/24h	Shipping info		
	400\50\3N	230\50\3	230\60\3	380\60\3		weight kg	L x P x H - mm	vol m ³
MF 66 AS OX	•		•	•	1150	179	1170x760x1000	0,89
MF 66 WS OX	•				1220	179	1170x760x1000	0,89
MF 66 ASR OX	•		•	•	1150	160	1170x760x1000	0,89
Remote cond. for MF 66 ASR 32°C - RMTCNDFM6100J					26	810x650x540	0,28	
Remote cond. for MF 66 ASR 43°C - RMTCNDAK0004					35	810x650x540	0,28	
Max daily production: up to 1150 kg Superflake ice Tropical condenser are not suggested when winter temperature are below 10°C.								

MF 86
Ice type:
Superflake



1140 mm
1255 mm with feet

1080 mm



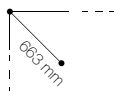
Model	Voltage				Prod Max Kg/24h	Shipping info		
	400\50\3N	230\50\3	230\60\3	380\60\3		weight kg	L x P x H - mm	vol m ³
MF 86 AS OX	•	•			2400	411	1170x920x1340	1,44
MF 86 WS OX	•				2400	411	1170x920x1340	1,44
MF 86 ASR OX	•			•	2400	371	1170x920x1340	1,44
Remote cond. 32°C - RMTCNDAK0000					411	1350x640x400	1,44	
Remote cond. 43°C - RMTCNDAK0001					411	1350x450x1200	1,44	
Max daily production: up to 2500 kg Superflake ice								

MF series R744 Split

XSafe 24h/24h natural sanitation system
Refrigerant gas R452

MF 59 Split CO2

Ice type:
Superflake

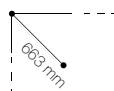


Model	Voltage	Prod Max Kg/24h	Shipping info		
			weight kg	L x P x H - mm	vol m ³
MF 59 CO2 OX	230/50/1	700	73	610x760x960	0,45

Evaporator only, for connection to dedicated or centralized refrigeration system

MF 69 Split CO2

Ice type:
Superflake



Model	Voltage	Prod Max Kg/24h	Shipping info		
			weight kg	L x P x H - mm	vol m ³
MF 69 CO2 OX	230/50/1	1400	112	610x760x960	0,45

Evaporator only, for connection to dedicated or centralized refrigeration system

Remote Condenser for MF



Remote Condenser for MF56 ASR - 32° RMTCOND164656J	26	660x500x400	0,13
Remote Condenser for MF56 ASR - 43° RMTCNDF6100J	26	810x650x540	0,28
Remote Condenser for MF66 ASR - 32° RMTCNDF6100J	26	810x650x540	0,28
Remote Condenser for MF66 ASR - 43° RMTCONDASK0004	35	810x650x540	0,28
Remote Condenser for MF86 ASR - 32° RMTCONDASK0000	53	1350x640x400	0,33
Remote Condenser for MF86 ASR 43° RMTCONDASK0001	84	1350x450x1200	0,73

Accessories for MXF

Infrared ice sensor - SCICESENSOR0005	0,80	200x160x140	0,004
Kit conveyor MXF	-	300x300x1500	-
Kit weekly timer	-	160x200x140	-
Kit remote display x-wave 15m 0	-	160x200x140	-
Kit demineralised MXF	-	160x200x140	-
KIT LATERAL MXF-427/627 - SCKITLATMXF0000			
KIT LATERAL MXF-1027/1237 - SCKITLATMXF0001			

Accessories for MF

Ice chute connector for side spout MF46/56	0,5	400x200x120	0,010
Ice chute connector for side spout MF66	1,0	400x200x120	0,010
Ice chute extension for MF46/56	5,0	230x1550x230	0,08
Ice chute extension for MF66	-	-	-
Ice sensor infrared (kit photocel) - ICESENSOR0004	0,80	200x160x140	0,004
KIT UV lamp for MF46/56	2,0	260x210x220	0,12
KIT UV lamp for MF 66	2,0	260x210x220	0,12
KIT probe (MF)	2,0	260x210x220	0,12

Water treatment

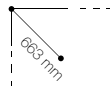
Decalch18000 chillit immuno 181 filter/softner - apply to MF56/MF66/MF58/MF86			
Decalch55 - soft recharge for chillit			

MF series Split

XSafe 24h/24h natural sanitation system
Refrigerant gas R452, R448, R449

MF 58 Split

Ice type:
Superflake

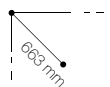


Model	Voltage		Prod Max Kg/24h	Shipping info		
	230/50/1	400/50/3N		weight kg	L x P x H - mm	vol m ³
MF 58 SPLIT OX	•		600	71	610x760x960	0,45

Evaporator only, for connection to dedicated or centralized refrigeration system - Voltage 230/50/1

MF 68 Split

Ice type:
Superflake

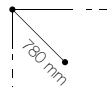


Model	Voltage		Prod Max Kg/24h	Shipping info		
	230/50/1	400/50/3N		weight kg	L x P x H - mm	vol m ³
MF 68 SPLIT OX	•		1150	107	610x760x960	0,45

Evaporator only, for connection to dedicated or centralized refrigeration system

MF 88 Split

Ice type:
Superflake



Model	Voltage		Prod Max Kg/24h	Shipping info		
	230/50/1	400/50/3N		weight kg	L x P x H - mm	vol m ³
MF 88 SPLIT OX		•	2500	241	1050x600x1350	0,85

Evaporator only, for connection to dedicated or centralized refrigeration system - Voltage 400/50/3



CONDENSING UNITS for MF (ambient temperature max +32°C)	Code	Voltage	
		230/50/1	400/50/3N
UR for MF 58 Split (Hermetic compressor) - HP 1,50 - R404A	UR058SPLX2600		✓
UR for MF 68 Split (Scroll compressor) - HP 2,50 - R404A / R449A	UR068SPLI2600		✓
UR for MF 88 Split (Scroll compressor) - HP 5,00 - R404A	UR208SPLI2600		✓
UR for MF 88 Split (Semi-hermetic compressor) - HP 6,00 - R449A	UR208SPLX2600		✓
UR BRACKETS for UR 58 / 68 / 88	URBRACKETS000		

Scale



Scale ice

Residual water content 2%

MAR series R744 Split

MAR 79

Ice type:
Scale ice



Model	Voltage	Prod Max Kg/24h	Shipping info		
			weight kg	L x P x H - mm	vol m ³
MAR 79 SPLIT	400/50/3N	540	112	980x740x680	0,49
Cover MAR S must be ordered as separate line from the MAR			2	520x220x530	0,06

Evaporator only, for connection to dedicated or centralized refrigeration system

MAR 109

Ice type:
Scale ice



Model	Voltage	Prod Max Kg/24h	Shipping info		
			weight kg	L x P x H - mm	vol m ³
MAR 109 SPLIT	400/50/3N	720	112	980x740x680	0,49
Cover MAR S must be ordered as separate line from the MAR			2	520x220x530	0,06

Evaporator only, for connection to dedicated or centralized refrigeration system

MAR 129

Ice type:
Scale ice



Model	Voltage	Prod Max Kg/24h	Shipping info		
			weight kg	L x P x H - mm	vol m ³
MAR 129 SPLIT	400/50/3N	1000	112	980x740x680	0,49
Cover MAR S must be ordered as separate line from the MAR			2	520x220x530	0,06

Evaporator only, for connection to dedicated or centralized refrigeration system

MAR 209

Ice type:
Scale ice



Model	Voltage	Prod Max Kg/24h	Shipping info		
			weight kg	L x P x H - mm	vol m ³
MAR 209 SPLIT	400/50/3N	1850	199	1410x790x680	0,76
Cover MAR L must be ordered as separate line from the MAR			3	520x220x530	0,09

Evaporator only, for connection to dedicated or centralized refrigeration system

MAR series Split

XSafe 24h/24h natural sanitation system
Refrigerant gas R452, R448, R449

MAR 78

Ice type:

Scale ice



906 mm

MAR 108

Ice type:

Scale ice



906 mm

MAR 128

Ice type:

Scale ice



906 mm

MAR 208

Ice type:

Scale ice



1326 mm

MAR 308

Ice type:

Scale ice



1326 mm

Model	Voltage	Prod Max Kg/24h	Shipping info		
			weight kg	L x P x H - mm	vol m ³
MAR 78 SPLIT	•	570	112	980x740x680	0,49
Cover MAR S must be ordered as separate line from the MAR			2	520x220x530	0,06

Evaporator only, for connection to dedicated or centralized refrigeration system

Model	Voltage	Prod Max Kg/24h	Shipping info		
			weight kg	L x P x H - mm	vol m ³
MAR 108 SPLIT	•	700	112	980x740x680	0,49
Cover MAR S must be ordered as separate line from the MAR			2	520x220x530	0,06

Evaporator only, for connection to dedicated or centralized refrigeration system

Model	Voltage	Prod Max Kg/24h	Shipping info		
			weight kg	L x P x H - mm	vol m ³
MAR 128 SPLIT	•	1000	112	980x740x680	0,49
Cover MAR S must be ordered as separate line from the MAR			2	520x220x530	0,06

Evaporator only, for connection to dedicated or centralized refrigeration system

Model	Voltage	Prod Max Kg/24h	Shipping info		
			weight kg	L x P x H - mm	vol m ³
MAR 208 SPLIT	•	1850	199	1410x790x680	0,76
Cover MAR L must be ordered as separate line from the MAR			3	520x220x800	0,09

Evaporator only, for connection to dedicated or centralized refrigeration system


Model	Voltage	Prod Max Kg/24h	Shipping info		
			weight kg	L x P x H - mm	vol m ³
MAR 308 SPLIT	•	2200	199	1410x790x680	0,76
Cover MAR L must be ordered as separate line from the MAR			3	520x220x800	0,09

Evaporator only, for connection to dedicated or centralized refrigeration system

MAR series Compact


AS air cooled WS water cooled	ASR (remote condenser) Refrigerant gas R452
--	--

MAR 56
Ice type:
Scale ice




Model	Voltage		Prod Max Kg/24h	Shipping info		
	400/50/3N	230/60/3		weight kg	L x P x H - mm	vol m ³
MAR 56 AS	•		380	173	980x740x1230	0,89
MAR 56 WS	•		400	173	980x740x1230	0,89
Cover MAR S must be ordered as separate line from the MAR				2	520X220X530	0,06

MAR 76
Ice type:
Scale ice



Model	Voltage		Prod Max Kg/24h	Shipping info		
	400/50/3N	230/60/3		weight kg	L x P x H - mm	vol m ³
MAR 76 AS	•	•	510	203	980x740x1230	0,89
MAR 76 WS	•		510	203	980x740x1230	0,89
Cover MAR S must be ordered as separate line from the MAR				2	520X220X530	0,06

MAR 106
Ice type:
Scale ice



Model	Voltage		Prod Max Kg/24h	Shipping info		
	400/50/3N	230/60/3		weight kg	L x P x H - mm	vol m ³
MAR 106 AS	•		700	205	980x740x1230	0,89
MAR 106 WS	•		700	205	980x740x1230	0,89
Cover MAR S must be ordered as separate line from the MAR				2	520X220X530	0,06

MAR series Compact


AS air cooled
WS water cooled

ASR (remote condenser)
Refrigerant gas R452

MAR 126

Ice type:

Scale ice




Model	Voltage		Prod Max Kg/24h	Shipping info		
	400/50/3N	230/60/3		weight kg	L x P x H - mm	vol m ³
MAR 126 AS	•		1000	208	980x740x1230	0,89
MAR 126 WS	•		1000	208	980x740x1230	0,89
Cover MAR S must be ordered as separate line from the MAR				2	520X220X530	0,06

MAR 206

Ice type:

Scale ice




Model	Voltage		Prod Max Kg/24h	Shipping info		
	400/50/3N	230/60/3		weight kg	L x P x H - mm	vol m ³
MAR 206 AS	•		1570	373	1410x790x1250	0,89
MAR 206 WS	•		1650	373	1410x790x1250	0,89
Cover MAR L must be ordered as separate line from the MAR				2	520X220X800	0,09

MAR 306

Ice type:










Scale ice



Model	Voltage		Prod Max Kg/24h	Shipping info		
	400/50/3N	230/60/3		weight kg	L x P x H - mm	vol m ³
MAR 306 WS	•		2450	413	1410x790x1250	1,39
MAR 306 ASR	•	•	2350	383	1410x790x1250	1,39
Remote Condenser SCRMTCONDASK0005 43° tropical				84	1350x450x1200	0,73
Remote Condenser SCRMTCONDASK0002 32° standard				57	1350x450x400	0,35
Cover MAR L must be ordered as separate line from the MAR				2	520X220X800	0,09

Note: Condensing unit panels and cover not included

Accessories

Model				Shipping info		
Description	Used with	Code number	weight kg	dimensions W x D x H - mm	volume m ³	
	COVER MAR S for MAR 56/76/106/126/78/108/128 (ABS cover)	COVERMARS0000	2	520x220x530	0,061	
	COVER MAR L for MAR 206/306/208/308 (ABS cover)	COVERMARL0001	3	520x220x800	0,092	
	ICE CHUTE EXTENSION for MAR and MF86 cm. 90	KICMAREXT0001	5	440x220x930	0,090	
	DOUBLE ICE CHUTE Extension for MAR (cm. 65)	KICMARDOUBL02	8	1000x240x700	0,168	
	ICE CHUTE FLANGES for MAR for cold room installation	KITMAREXTHOLE	1,8	600 x 180 x 50	0,005	
	WEEKLY TIMER	KITTIMERSET01	0,50	210x160x160	0,005	
	ICE SENSOR INFRARED (kit photocel)	ICESENSOR0004	0,80	200x160x140	0,004	
	ICE SHOVEL cm. 42 x 26 x 112	SHOVELLARGE00	1	400x250x1210	0,121	
	PADDLE ITS - Polytheline shovel for ITS BINS	ITSPADDLE0000	2	1500x50x130	0,098	
Refrigeration Compartment Cover Panels						
	KIT SIDE PANELS for MAR 56/76/106/126	KITPANMAR1050	12	760x550x180	0,075	
	KIT SIDE PANELS for MAR 206/306	KITPANMAR3051	12	1170x570x60	0,075	

Model	Code	Voltage		Shipping info		
		400/50/3	230/60/1	weight kg	dimensions W x D x H - mm	volume m ³

Water chiller


RapidMAC 50	RAPIDMAC01200		✓	130	1200x600x600	0,44
RapidMAC 50	RAPIDMAC50000	✓		130	1200x600x600	0,44
Rapidmac Tank - water tank for water chiller	RAPIDMACTANK0			10	300x300x300	0,927
Rapidmac Bracket Brackets for Rapidmac 50	BRACKETSRAPID			11	750x240x120	0,22

Condensing Units

Model	Code	Voltage	
		400/50/3	
CONDENSING UNITS for MAR (Ambient temperature max +32°C)			
UR for MAR 78 SPLIT (Scroll compressor) - HP 2,00 - R404A / R449A	UR078SPLI2600	✓	
UR for MAR 108 SPLIT (Scroll compressor) - HP 3,50 - R404A / R449A	UR108SPLI2600	✓	
UR for MAR 128 SPLIT (Scroll compressor) - HP 4,00 - R404A / R449A	UR128SPLI2600	✓	
UR for MAR 208 SPLIT (Scroll compressor) - HP 5,00 - R404A	UR208SPLI2600	✓	
UR for MAR 208 SPLIT (Semi-hermetic compressor) - HP 6,00 - R449A	UR208SPLX2600	✓	
UR for MAR 308 SPLIT (Semi Hermetic compressor) - HP 10,00 - R404A	UR308SPLW2600	✓	
UR for MAR 308 SPLIT (Semi Hermetic compressor) - HP 14,00 - R449A	UR308SPLX2600	✓	
UR BRACKETS for UR78/108/128/208	URBRACKETS000		

SB Series: ice bin

SB 193



Model	Bin capacity kg	Shipping info		
		weight kg	dimensions L x P x H - mm	volume m ³
SB 193	129	50	880x620x1050	0,57

SB 293




SB 293	123	50	830x880x809	0,59
--------	-----	----	-------------	------

SB 322



SB 322	168	61	620x850x1330	0,70
--------	-----	----	--------------	------

SB 393



SB 393	181	56	830x880x1050	0,76
--------	-----	----	--------------	------

SB 530



SB 530	243	70	950x830x1310	1,03
--------	-----	----	--------------	------

SB 550



SB 550	252	63	1140x910x960	1,00
--------	-----	----	--------------	------

SB 948



SB 948	406	97	1300x930x1310	1,58
--------	-----	----	---------------	------

SB 1025



SB 1025	478	104	1400x940x1310	1,72
---------	-----	-----	---------------	------

Accessories

Kit ruote-KRB 550 (for storage SB550, SB393, SB193)
code: KRB5500000000

6,0 - 0,022

Cargo Kit Legs - Cargo Vessels (USPH)
for SB 550 - SB 393 - SB 193

1,2 120x100x150 0,002

Manual Ice Bagger BGS 10 - includes easy bagget
wicket of bags (250) tape sealer a 1 roll of tape

12 790x350x300 0,85



UBH series

UBH 1100



UBH 1100	553	169	1270x1180x1580	2,36
----------	-----	-----	----------------	------

UBH 1600



UBH 1600	812	230	1570x1180x1890	3,50
----------	-----	-----	----------------	------

UBH 2250



UBH 2250	1068	296	2260x1570x1440	5,11
----------	------	-----	----------------	------

SIS series

SIS 300



Model	Bin capacity kg	Shipping info		
		weight kg	dimensions L x P x H - mm	volume m ³
SIS 300	137 + 73 ice cart	162	1130x1330x1500	2,24

SIS 700



SIS 700	318 + 73 ice cart	198	1130x1330x1940	2,91
---------	-------------------	-----	----------------	------

SIS 1350



SIS 1350	613 + 73 + 73 ice cart	390	1998x1330x1940	5,16
----------	------------------------	-----	----------------	------




Additional carts and totes

Cart for SIS 300 - SIS 700 - SIS 1350 (Code: SISCART000000)

Kit 6 totes for SIS 300 - SIS 700 - SIS 1350 (Code: TOTESSIS60000)

HD 22



HD dispensers

Model	Voltage		Prod Max Kg/24h	Shipping info		
	230/50/1	115/60/1		weight kg	L x P x H - mm	vol m ³
HD 22	•	•		91	640x940x1340	0,80
Bin capacity: 59 kg						

Dispensing unit to be connected with an ice maker C series:
MC 0322 or MC 0522 or MC 0722 and NW series: NW307 or NW 308 or NW507 or NW508

HD 30



Model	Voltage		Prod Max Kg/24h	Shipping info		
	230/50/1	115/60/1		weight kg	L x P x H - mm	vol m ³
HD 30	•	•		102	850x940x1340	1,07
Bin capacity: 81 kg						

Dispensing unit to be connected with an ice maker C series:
MC 0330 or MC 0530 or MC 0630 and NW Series: NW457 or NW458 or NW608 or NW607 or NW1008

Head/bin combination chart

	SB193/NB193	SB322	SB293	SB393/NB393	SB530	SB550	SB948
MODULAR UNITS / BINS	129	168	123	181	243	252	406
MXG327	✓	✓					
MXG427	✓	✓				BINTOPMXGSB55	
MXG437			✓	✓	✓	BINTOPMXGSB55	
MXG638/MXG637			✓	✓	✓	BINTOPMXGSB55	CBT48EAMCD
MXG938			✓	✓	✓	BINTOPMXGSB55	CBT48EAMCD
NW307/NXW307	✓	✓	CBT30EMCD	CBT30EMCD	CBT30EMCD		
NW308/NXW308	✓	✓	CBT30EMCD	CBT30EMCD	CBT30EMCD		
NW507/NXW507	✓	✓	CBT30EMCD	CBT30EMCD	CBT30EMCD		
NW508/NXW508	✓	✓	CBT30EMCD	CBT30EMCD	CBT30EMCD		
NW457/NXW457			✓	✓	✓	CBT42EMCD	CBT48EAMCD
NW458/NXW458			✓	✓	✓	CBT42EMCD	CBT48EAMCD
NW607/NXW607			✓	✓	✓	CBT42EMCD	CBT48EAMCD
NW608/NXW608			✓	✓	✓	CBT42EMCD	CBT48EAMCD
NXW707	✓	✓	CBT30EMCD	CBT30EMCD	CBT30EMCD		
NXW708	✓	✓	CBT30EMCD	CBT30EMCD	CBT30EMCD		
NXW1007			✓	✓	✓	CBT42EMCD	CBT48EAMCD
NW1008/ NXW1008			✓	✓	✓	CBT42EMCD	CBT48EAMCD
NW1408					✓	CBT42EMCD	CBT48EAMCD
MFN46/MFN47	CBT22EFCD	CBT22EFCD	CBT30EFSD	CBT30EFSD	CBT30EFSD	CBT42EFSD	CBT48FMCD
MFN56/MFN57	CBT22EFCD	CBT22EFCD	CBT30EFSD	CBT30EFSD	CBT30EFSD	CBT42EFSD	CBT48FMCD
MFN86							
MFN88							
MXF 327	✓	✓	CBT 30 EFCD	CBT 30 EFCD	CBT 30 EFCD	CBT 42 EFCD	
MXF 427	✓	✓	CBT 30 EFCD	CBT 30 EFCD	CBT 30 EFCD	CBT 42 EFCD	CBT 48 EFCD
MXF 627	✓	✓	CBT 30 EFCD	CBT 30 EFCD	CBT 30 EFCD	CBT 42 EFCD	CBT 48 EFCD
MXF 1027		✓	CBT 30 EFCD	CBT 30 EFCD	CBT 30 EFCD	CBT 42 EFCD	CBT 48 EFCD
MXF 1237			✓	✓	✓	CBT 42 EFCD	CBT 48 EFCD
MF37	✓	✓	CBT30EFSD	CBT30EFSD	CBT30EFSD	CBT42EFSD	CBT48FMCD
MF46	CBT22EFCD	CBT22EFCD	CBT30EFSD	CBT30EFSD	CBT30EFSD	CBT42EFSD	CBT48FMCD
MF47	CBT22EFCD	CBT22EFCD	CBT30EFSD	CBT30EFSD	CBT30EFSD	CBT42EFSD	CBT48FMCD
MF56	CBT22EFCD		CBT30EFSD	CBT30EFSD	CBT30EFSD	CBT42EFSD	CBT48FMCD
MF57			CBT30EFSD	CBT30EFSD	CBT30EFSD	CBT42EFSD	CBT48FMCD
MF58			CBT30EFSD	CBT30EFSD	CBT30EFSD	CBT42EFSD	CBT48FMCD
MF59			CBT30EFSD	CBT30EFSD	CBT30EFSD	CBT42EFSD	CBT48FMCD
MF66							
MF68							CBT48FMCD
MF69							CBT48FMCD
MF86/88							
MAR56							
MAR76/78							
MAR79							
MAR106/108							
MAR109							
MAR126/128/129							
MAR206/208							
MAR306/308							

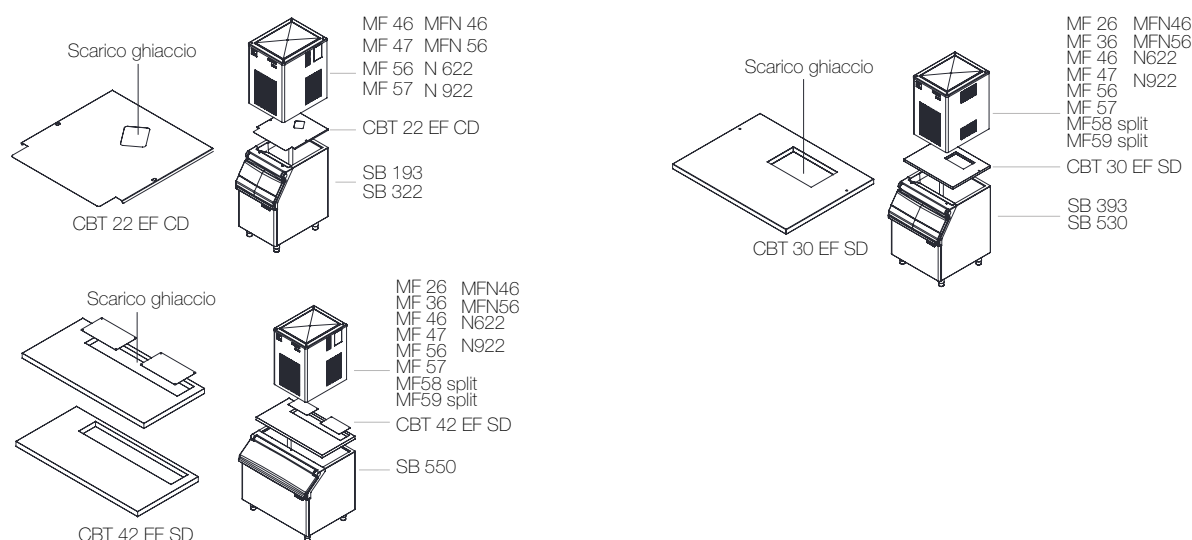
✔ Perfect combination between ice-maker and bin ● Ice chute cut-out performed upon installation
 CBT xxxxxxxxx need additional bin top

SB1025	UBH1100	UBH1600	UBH2250	SIS300	SIS700	SIS1350	BINS / MODULAR UNITS
478	553	812	1068	137 + 73	318 + 73	613+73+73	
							MXG327
	●	●			●	●	MXG427
	●	●			●	●	MXG437
CBT52EAMCD	●	●			●	●	MXG638/MXG637
CBT52EAMCD	●	●			●	●	MXG938
					●	●	NW307/NXW307
					●	●	NW308/NXW308
					●	●	NW507/NXW507
					●	●	NW508/NXW508
					●	●	NW457/NXW457
					●	●	NW458/NXW458
					●	●	NW607/NXW607
					●	●	NW608/NXW608
					●	●	NXW707
					●	●	NXW708
CBT52EAMCD	●	●			●	●	NXW1007
CBT52EAMCD	●	●			●	●	NW1008/ NXW1008
CBT52EAMCD	●	●			●	●	NW1408
CBT52FMCD	●			●	●		MFN46/MFN47
CBT52FMCD	●	●		●	●		MFN56/MFN57
			●			●	MFN86
			●			●	MFN88
				●			MXF 327
				●			MXF 427
CBT 52 EFCD	●			●	●		MXF 627
CBT 52 EFCD	●	●		●	●		MXF 1027
CBT 52 EFCD	●	●		●	●		MXF 1237
				●			MF37
CBT52FMCD	●			●	●		MF46
CBT52FMCD	●			●	●		MF47
CBT52FMCD	●	●		●	●		MF56
CBT52FMCD	●	●		●	●		MF57
CBT52FMCD	●	●		●	●		MF58
CBT52FMCD	●	●		●	●		MF59
	●	●	●			●	MF66
CBT52FMCD	●	●	●			●	MF68
CBT52FMCD	●	●	●			●	MF69
			●			●	MF86/88
	●	●	●	●	●	●	MAR56
	●	●	●	●	●	●	MAR76/78
	●	●	●	●	●	●	MAR79
	●	●	●		●	●	MAR106/108
	●	●	●		●	●	MAR109
	●	●	●		●	●	MAR126/128/129
		●	●			●	MAR206/208
		●	●			●	MAR306/308

Tops for bins

Model		Shipping info		
		weight kg	dimensions W x D x H - mm	volume m ³
CBT 22 EFCD	For MF46-MFN46-MF47-MF56-MFN56-MF57 to use with SB193 and SB 322	2	620x580x50	0,018
CBT 30 EFCD	For MXF327-MXF427-MXF627-MXF1027 to use with SB293, SB393, NB393 and SB530		650x1350x50	0,0351
CBT 42 EFCD	For MXF327-MXF427-MXF627-MXF1027-MXF1237 to use with SB550		650x1350x50	0,0351
CBT 48 EFCD	For MXF427-MXF627-MXF1027-MXF1237 to use with SB948		650x1350x50	0,0351
CBT 52 EFCD	For MXF627-MXF1027-MXF1237 to use with SB1025		650x1350x50	0,0351
CBT 30 EFSD	For MF26-MF36-MF46-MFN46-MF47-MF56-MFN56-MF57 MF58-MF59 to use with SB393 e SB530	7	800x610x60	0,029
CBT 30 EMCD	For MXG 327-MXG328-MXG427-MXG428 to use with SB393-SB530	6	800x610x60	0,029
CBT 42 EFSD	For MF26-MF36-MF46-MFN46-MF47-MF56-MFN56-MF57 MF58-MF59 to use with SB550	14	1100x550x110	0,067
CBT 42 EMCD	For NW458-457-608-1008-1408 to use with SB550	14	1100x550x110	0,067
BINTOPMXGSB55	For MXG428-MXG438-MXG468-MXG638-MXG938 to use with SB550	8	1100x670x100	0,074
CBT 48 EAMCD	For MXG638-MGX938-NW608-NW1008-NW1408 to use with SB948	8	370x700x110	0,285
CBT 48 FMCD	For MF46 MFN46-MF47-MF56-MFN56-MF57-MF58-MF59-MF68 e MF69 to use with SB948	6	1320x650x60	0,051
CBT 52 FMCD	For MF46-MFN46 MF47-MF56-MFN56-MF57-MF58 MF59-MF68 and MF69 to use with SB1025	7	1350x650x60	0,052
CBT 52 EAMCD	For MXG638-MXG938-NW608-1008-1408 to use with SB1025	5	650x330x150	0,032
CBT 52 MCSD	For MC 46 to use with SB 1025			

Example combinations



Other products

MC 46 Split

Ice type:

- Cube Gourmet small - **S**
- Cube Gourmet medium - **M**
- Cube Gourmet large - **L**
- Cube Gourmet extra large - **XL**




Model	Voltage		Gas	Shipping info			PRICE ON REQUEST
	230/50/1	220-240/60		weight kg	L x P x H - mm	vol m ³	
MC 46 Short Split	M-L-XL	M-L	R452	64	850x700x970	0,58	

Split - For connection to dedicated or centralized refrigeration system

Model specific for ice factories:
from 3 to 10 ton. of Gourmet cube ice in 24h



Floor installation




Ice bag machine

MC 46

Ice type:

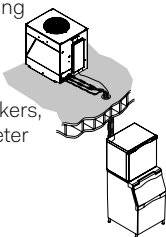
- Cube Gourmet small - **S**
- Cube Gourmet medium - **M**
- Cube Gourmet large - **L**
- Cube Gourmet extra large - **XL**



Model	Voltage			Gas	Shipping info			PRICE ON REQUEST
	230/50/1	400/50/3N	220-240/60		weight kg	L x P x H - mm	vol m ³	
MC 46 AS	M-L	M-L-XL	M-L-XL	R452	125	1150x630x1050	0,761	
MC 46 WS	M-L-XL	M-XL		R452	125	1150x630x1050	0,761	
MC 46 ASR	M	M		R452	125	1150x630x1050	0,761	
Max daily production: 310 kg Gourmet ice								

EH Series ECLIPSE

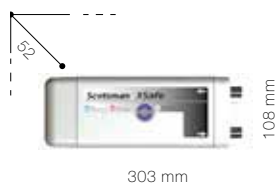
Eclipse® technology moves the compressor and condenser away from the ice making head, moving noise and heat away from customers & workers, resulting in a quieter environment.



EH 222 SL Ice maker Half Dice cube	PRICE ON REQUEST*
ECC 0800 Condensing unit	
Accessories	PRICE ON REQUEST*
3 BRTE 20 - EH - Line set 20 ft Refrigerant and Brazing required	
3 BRTE 35 - EH - Line set 35 ft Refrigerant and Brazing required	
3 BRTE 50 - EH - Line set 50 ft Refrigerant and Brazing required	
3 BRTE 75 - EH - Line set 75 ft. Refrigerant and Brazing required	

XR 30

XSafe Kit



XSafe Kit

Model	Cooling	Gas	Shipping info		
			weight kg	dimensions L x P x H - mm	volume m ³
XR 30	-	-	1,8	410 x 335 x 95	0,013

To be installed outside the ice maker. The kit includes tubing, fittings and clamps.

Other products

CRUSHMAN

Crushes all ice cubes
6 kg per minute



Model	Voltage		Shipping info		
	230/50/1	230/60/1	weight kg	dimensions L x P x H - mm	volume m ³
CRUSHMAN 360	✓	✓	28	480x560x710	0,19

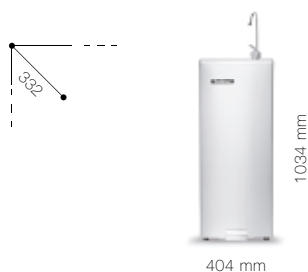
Chassis RBC and Carts



RBC 200 RBC 300 RBC 500

Model	Storage capacity kg	Shipping info		
		weight kg	dimensions L x P x H - mm	volume m ³
STAND RBC	Code: RBCSTANDM0010	50	1230x1120x250	0,34
RBC 200	100	22	740x830x740	0,68
RBC 300	150	36	740x840x990	0,89
RBC 500	250	42	980x1280x910	1,45

SCW 14 B EVO R290

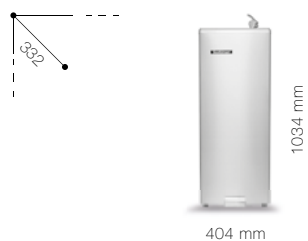


Pressure water coolers R290

Model	Max cooled litri/h	Voltage		Shipping info		
		230/50/1	115/60/1	weight kg	dimensions L x P x H - mm	volume m ³
SCW14BEVO	50	✓	✓	36	440x400x1150	0,20

Floor model - complete
with goose-neck/glass filler activated by push-button plus water projector activated by foot pedal

SCW 14 FP EVO R290



SCW14FPEVO	50	✓		36	510x745x1190	0,24
-------------------	-----------	---	--	----	--------------	------

Dotato di soloFloor model
with water projector only activated by foot pedal

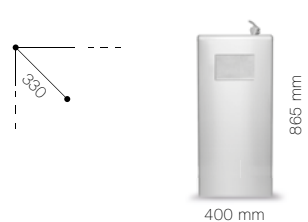
SW 12 S R290



SW 12 S	50	✓		26	510x450x670	0,15
----------------	-----------	---	--	----	-------------	------

Wall mount model
with push-button water projector only

SW 12 USPH R290



SW 12 USPH	50	✓		36	510x450x980	0,21
-------------------	-----------	---	--	----	-------------	------

Wall mount model
with push-button water projector only

SCOTSMAN USA - HQ

USA, Canada, Latin America
Scotsman Ice Systems
101 Corporate Woods Parkway
Vernon Hills, IL 60061
Ph: +1-847-215 4500
Fax: +1-847-913 9844
sales@scotsman-ice.com
www.scotsman-ice.com

**SCOTSMAN
INTERNATIONAL - HQ**

Europe, Africa, Middle East,
Asia & Pacific
Scotsman Ice
Via Lainate 31
20005 Pogliano Milanese
Milan - Italy
Ph: +39-02-93960 208
info@scotsman.it
www.scotsman-ice.it

CHINA MAINLAND

Scotsman Ice Systems (Shanghai)
Co., Ltd.
Room 2505, Building 2
20 Xuhong Middle Road,
Xuhui District
Shanghai China 200235
Ph: +86-21-6131 3200
Fax: +96-21-6131 3330
sales@scotsman-china.com
www.scotsman-china.com

ASIA & PACIFIC

Scotsman Industries Singapore
Pte Ltd
140 Paya Lebar Road
#08-09 AZ @ Paya Lebar
Singapore 409015
Ph: +65-6738 5393
Fax: +65-6738 1959
scotsman@scotsman.com.sg

SOUTH & CENTRAL AFRICA

Scotsman Ice Systems SA (Pty) Ltd
P.O. Box 30072, Jetpark, 1467
Unit 4 Lakeview Business Park
8-10 Yaldwyn Road, Jetpark,
Boksburg, RSA
Ph: +27-11-826-6742/1
+27-087-720 0245/6/7/8
Fax: +27-11-826-4123
+27-086-634 0803
stuart@scotsmansa.co.za
jennifer@scotsmansa.co.za

MIDDLE EAST & NORTH AFRICA

Scotsman Ice
Regional Branch (MEEnA)
POBox: 42026, Sharjah, UAE
Hamriyah Free-Zone Phase # 2,
Logistic Village Warehouse # LV-10/A
Ph: +9716-5262-944/945
Mob. Ph.+971-505-505-980
m.dawood@scotsman.ae

SPAIN

Scotsman España, S.L.U.
c/ Galapagar, 12
Poligono Industrial Ventorro del Cano
28925 Alcorcon (Madrid)
Ph: +34-91-1109796
Fax: +34-91-6337423
scotsman@scotsman-espana.es
www.scotsman-espana.es

